



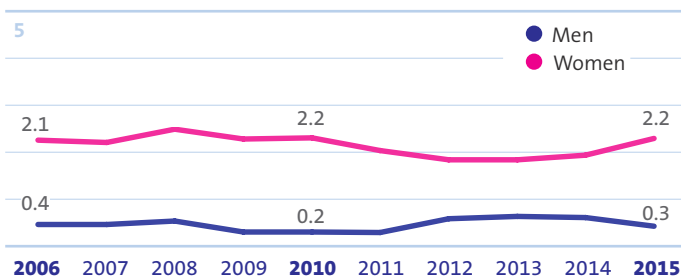
Sexual Violence

Sexual violence encompasses a variety of criminal acts—from sexual threats to unwanted contact to rape. Sexual violence is pervasive and often traumatizing to its victims. For a number of reasons, however, including the stigma and insensitive treatment often associated with these crimes, **sexual violence remains highly underreported**. Sexual violence is also a difficult concept to measure, primarily due to: inconsistent definitions of sexual assault and rape; differing reporting requirements across local, state, and national law enforcement; and low conviction rates. While people of all genders and gender identities are victims of sexual violence, the majority of these acts are perpetrated by male offenders against female victims. **Most victims know the perpetrator in some capacity**, either as a friend, acquaintance, family member, or intimate partner. *For more information, see the Campus Victimization fact sheet in this series.*

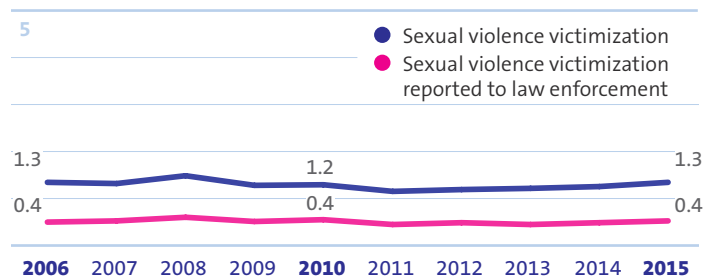
CRIME TRENDS

Over their lifetime, an estimated **19% of women and 2% of men will have been raped**, while **44% of women and 23% of men** will experience some other form of **sexual violence**.^A According to the Bureau of Justice Statistics, in the 10 years from 2006 to 2015, the rates of sexual violence for both women and men experienced no significant change. Rates of sexual violence reported to police also did not change significantly from 2006 to 2015. Consistently across this period, an average of 33% of sexual victimizations were reported to police.^B

Sexual Violence by Victim Sex^{B*}
rate per 1,000 people



Sexual Violence Victimization and Reporting^{B*}
rate per 1,000 people



*Estimates based on 3-year rolling averages centered on the most recent year.

Of sexual violence victims in 2015, about **19%** reported receiving **victim services**, which could include information, emotional support, help finding resources, and other assistance.^B

Sexual Violence Victims Who Received Victim Services^B



DID YOU KNOW?

In 2010, **38%** of heterosexual female rape victims were **18–24 years old** when they were first raped; **28%** were first raped between **11 and 17 years old**.^C

In 2011, **64%** of **multiracial women** and **40%** of **multiracial men** had experienced some form of sexual violence other than rape.^A

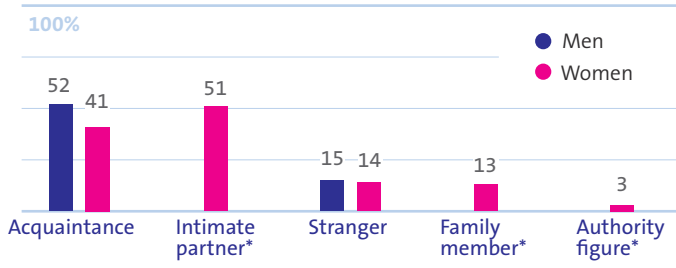
In 2016, an estimated **14,900 military members** experienced a sexual assault in the year prior—a decrease from 2014.^D

Of **inmates** in state and federal prison in 2011–2012, **4%** reported experiencing sexual victimization.^E

CURRENT DATA ON SEXUAL VIOLENCE

According to the 2010 National Intimate Partner and Sexual Violence Survey (NISVS), **about half (51%) of female victims** of rape reported being raped by an **intimate partner**, and 40.8% by an acquaintance. For **male victims, more than half (52.4%)** reported being raped by an **acquaintance**, and 15.1% by a stranger.^F

Rape Victims' Relationship to the Perpetrator^F
by victim sex

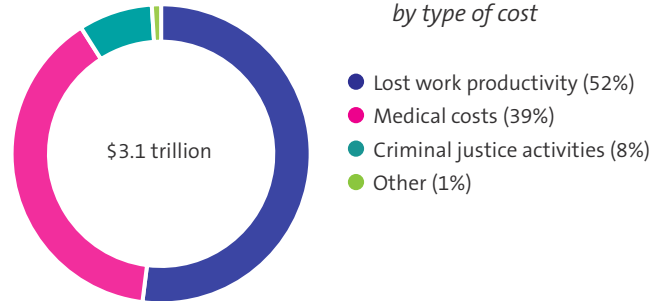


*Estimates not reported for men due to small sample size.

THE COST OF SEXUAL VIOLENCE

The estimated lifetime cost of rape victimization is \$122,461 per victim, or **\$3.1 trillion for all rape victims**. Lost work productivity and medical costs are the highest costs associated with rape victimization, totaling \$1.6 and \$1.2 trillion, respectively. Criminal justice service activities associated with rape victimization total \$234 billion, while other costs, including victim property loss or damage, total \$36 billion.^G

Economic Burden of Sexual Violence^G
by type of cost



CAMPUS SEXUAL ASSAULT

A survey of more than 23,000 students across 9 higher education institutions found that:^H

- **1 in 5 female students** in their fourth year of college had experienced attempted or completed **sexual assault** while in college.
- **Freshman women** were at greater risk for sexual assault during the **first months** of the school year (August-October) than at any other time throughout college.
- About 65% of surveyed rape victims reported the incident to a friend, family member, or roommate. **Less than 10% reported it to police or school officials.**

In 2015, the Association of American Universities (AAU) published a report on sexual assault and sexual misconduct. Based on a survey of more than **150,000 students at 27 universities**, their findings indicated:^I

- 11.7% of student respondents reported experiencing some form of **nonconsensual** sexual contact.
- The most common reason for not reporting sexual assault and sexual misconduct victimization was that **students did not consider the victimization to be serious enough.**
- Other common reasons for not reporting sexual assault and sexual misconduct included fear that **nothing would be done, embarrassment, and emotional distress.**

SOURCES

- A Matthew J. Breiding et al., *Prevalence and Characteristics of Sexual Violence, Stalking, and Intimate Partner Violence Victimization - National Intimate Partner and Sexual Violence Survey, 2011*, (Atlanta: CDC, 2014), www.cdc.gov/mmwr/pdf/ss/ss6308.pdf
- B Bureau of Justice Statistics, *National Crime Victimization Survey, Concatenated File, 1992-2015*, (U.S. Department of Justice), <https://ucr.fbi.gov/crime-in-the-u.s/2015/crime-in-the-u.s.-2015/tables/table-23>
- C M.L. Walters et al., *The National Intimate Partner and Sexual Violence Survey: 2010 Findings on Victimization by Sexual Orientation*, (Atlanta: CDC, 2013), www.cdc.gov/violenceprevention/pdf/nisvs_sofindings.pdf
- D U.S. Department of Defense, *DoD Plan to Prevent and Respond to Sexual Assault of Military Men*, (Arlington, VA: 2016), www.sapr.mil/public/docs/prevention/DoD-Plan-to-Prevent-and-Respond-to-Sexual-Assault-of-Military-Men_Approved.pdf
- E Allen J. Beck et al., *Sexual Victimization in Prisons and Jails Reported by Inmates, 2011-2012*, (Washington, DC: Bureau of Justice Statistics, U.S. Department of Justice, 2013), www.bjs.gov/content/pub/pdf/svpjri1112.pdf
- F M.C. Black et al., *The National Intimate Partner and Sexual Violence Survey (NISVS): 2010 Summary Report*, (Atlanta: CDC, 2011), www.cdc.gov/violenceprevention/pdf/NISVS_Report2010-a.pdf
- G Cora Peterson et al., "Lifetime Economic Burden of Rape Among U.S. Adults," *Am J Prev Med* (Jan 2017), [www.ajpmonline.org/article/S0749-3797\(16\)30615-8/abstract](http://www.ajpmonline.org/article/S0749-3797(16)30615-8/abstract)
- H Christopher Krebs et al., "Campus Climate Survey Validation Study Final Technical Report," (Washington, DC: Bureau of Justice Statistics, U.S. Department of Justice, 2016), www.bjs.gov/content/pub/pdf/ccsvsfr.pdf
- I David Cantor et al., "Report on the AAU Campus Climate Survey on Sexual Assault and Sexual Misconduct," (Westat, 2017), www.aau.edu/sites/default/files/AAU-Files/Key-Issues/Campus-Safety/AAU-Campus-Climate-Survey-FINAL-10-20-17.pdf