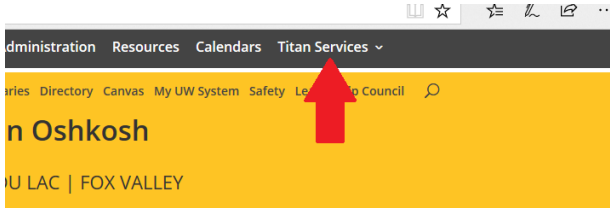


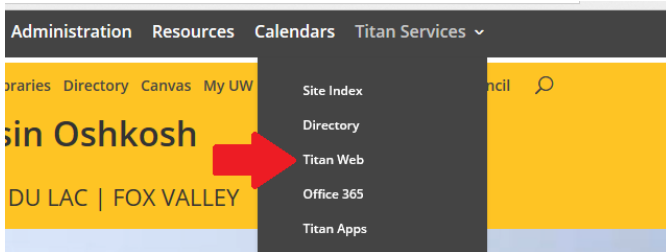
# How to Print Course History

1. Go to <https://uwosh.edu/>

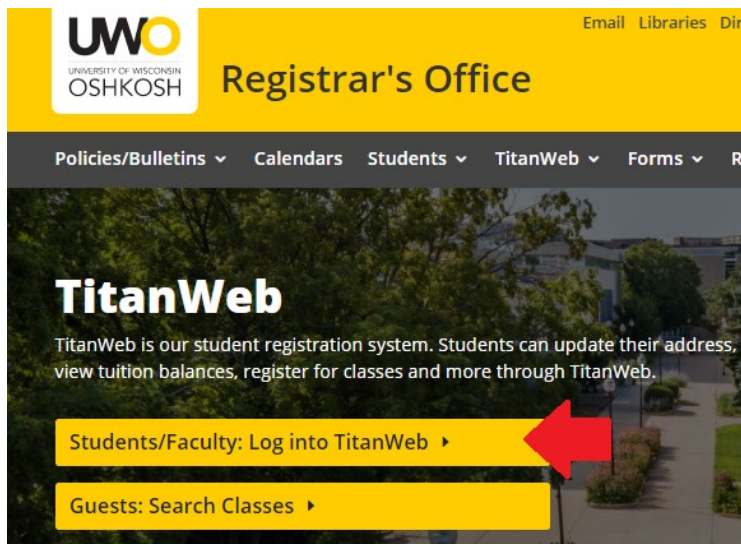
2. Hover over “Titan Services”



3. Select “Titan Web”



4. Click “Titan Web Student Information”



5. Log into your Titan Web account

6. From the Student Center, click the “Grades” drop down

**Student Center**

Samantha's Student Center

▼ **Academics**

[Search](#)  
[Plan](#)  
[Enroll](#)  
[My Academics](#)

College Scheduler

Grades

**Legend of Class List Icons - Click "?" for explanation ?**

Deadlines Class Links

**Spring 2020 Schedule**

	Class	Schedule
	PSYCH 391-001C LEC (72388)	TuTh 8:00AM - 9:30AM Sage 2218
	SOC WORK 451-003F FLD (71982)	Th 1:20PM - 3:20PM Swart Hall 240

7. Select “Course History”

- Academic Planner
- Academic Requirements
- Advising Notes
- Apply for Graduation
- Class Schedule
- Course History
- Enrollment Verification
- Enrollment: Add
- Enrollment: Drop
- Enrollment: Swap
- Grades
- Transcript: Request Official
- Transcript: View Unofficial
- Transfer Credit: Report

8. Click the arrows

Course History

## 9. Your Course History should display

### My Course History

<p>Select Display Option</p> <p><input checked="" type="radio"/> Hide courses from My Planner</p> <p><input type="radio"/> Show courses from My Planner</p>	<p>Sort results by <input type="text"/></p> <p>Then by <input type="text"/></p> <p>Sort</p>
---	---


Legend of Class List Icons - Click "?" for explanation ?

Taken      Transferred      In Progress

Course	Description	Term	Grade	Units	Status	Repeat Code
ANTHRO 8	Anthropology (SS)(XS)	Fall 2017	B+	3.00		
BIOLOGY 105	Bio Concept Unty (NS)(XL)	Fall 2017	S	4.00		N - Excluded from Crs & GPA
BIOLOGY 105	Bio Concept Unty (NS)(XL)	Fall 2017	B-	4.00		R - Course Previously Taken
BIOLOGY 106	Bio:Diversity (NS)(XL)	Fall 2017	C	4.00		
CHEM 1	Chemistry Elective	Fall 2017	A-	4.00		
CHEM 105	General Chemistry I (NS)(XL)	Fall 2017	B-	5.00		
CHEM 106	General Chemistry II (NS)(XL)	Fall 2017	C	5.00		

## 10. To print in Chrome:

- Go to the three vertical dots in the browser in upper right corner:



- Select "Print"
- Click Print

## 11. Take your ID to the printer, tap your ID to the sensor and select "Print" from the touch screen

*If you don't have your ID, go to the front desk and ask one of the PALs to release your print job*