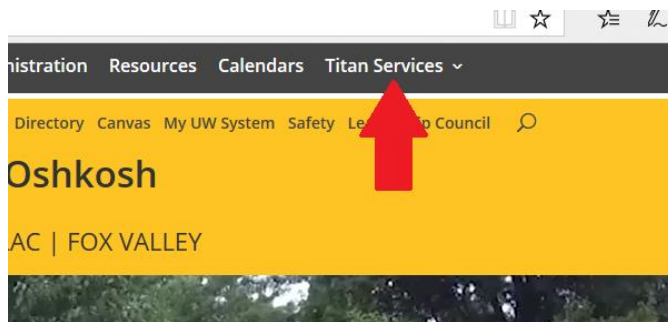
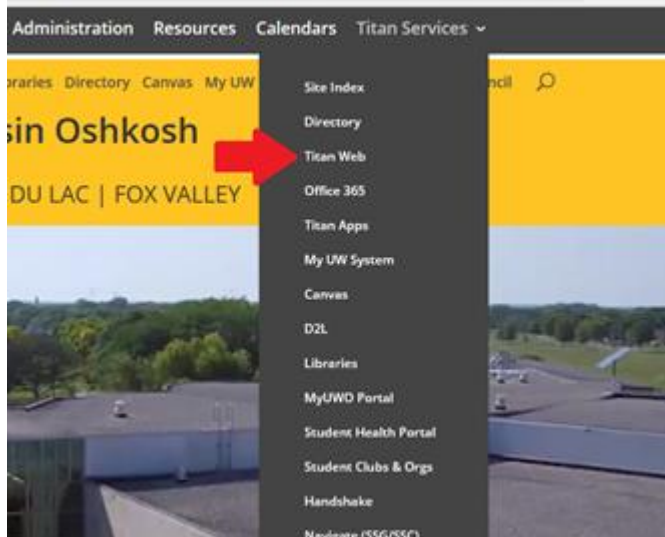


How to Swap Courses in Titan Web

1. Go to <https://uwosh.edu/>
2. Hover over "Titan Services"



3. Select "Titan Web"



4. Click "Titan Web Student Information". Log into Titan Web



5. From your Titan Web homepage, click on the "Grades" drop-down.

The screenshot shows the UWO Student Center interface. At the top, there are navigation links for "Favorites" and "Main Menu". Below this is the UWO logo and the text "UNIVERSITY OF WISCONSIN OSHKOSH". The main content area is titled "Student Center" and contains a section for "Academics". On the left side of the Academics section, there are links for "Search", "Plan", "Enroll", and "My Academics", along with a "College Scheduler" button. A red arrow points to a dropdown menu labeled "Grades" which has a blue circle icon to its right. To the right of the Academics section, there is a "Legend of Class List Icons" and a "Fall 2020 Schedule" table.

Fall 2020 Schedule		
	Class	Schedu
	PRF CNSL 702-C03D DIS (90141)	Th 9:30AM - 12:30PM Nursing/Ed 38
	PRF CNSL 702-C03L LAB (93165)	OFF CAMPUS LOCATION
	PRF CNSL 788-002D DIS (90154)	We 12:00PM - 3:00PM Swart Hall 13

Select Enrollment: Swap then click the blue circle.

This screenshot shows the same UWO Student Center interface as the previous one, but with the "Grades" dropdown menu open. The menu lists various options: "Academic Planner", "Academic Requirements", "Advising Notes", "Apply for Graduation", "Class Schedule", "Course History", "Enrollment Verification", "Enrollment: Add", "Enrollment: Drop", "Enrollment: Swap", "Grades" (which is highlighted in blue and has a checkmark), "Transcript: Request Official", "Transcript: View Unofficial", and "Transfer Credit: Report". A red arrow points to the "Grades" option. The background shows the "Legend of Class List Icons" and the "Fall 2020 Schedule" table, with the "Grades" dropdown menu partially obscuring them.

6. Select the Term
7. Select the course from your schedule

[Search](#) | [Plan](#) | [Enroll](#) | [My Academics](#)
[My Class Schedule](#) | [Add](#) | [Drop](#) | [Swap](#) | [Term Information](#)

Swap a Class 1 2 3

1. Select a class to swap

Select the class you wish to swap then select the class you wish to replace it with.

Fall 2020 | Undergraduate | UW Oshkosh

Swap This Class

Select from your schedule:

With This Class


Search for Class:

OR

Select from Shopping Cart:

OR

Enter Class Nbr:



8. Select the class you'd like to replace the selected course with.
 - a. Click "Search" if you don't have the new course in your Shopping Cart and don't know the Class Number. Click Search. (see steps 6-9 in *How to Add a Course in Titan Web*)
 - b. Click the "Select from Shopping Cart" drop down if the new course is already in your Shopping Cart. Click Select.
 - c. If you know the 5-digit Class Number for the new course, enter it in the appropriate space. Click Enter.

For this example, we selected from our Shopping Cart, then clicked Select.

Fall 2020 | Undergraduate | UW Oshkosh

Swap This Class

Select from your schedule:

With This Class

Search for Class:

OR

Select from Shopping Cart:

OR

Enter Class Nbr:

[My Fall 2020 Class Schedule](#)

9. Confirm the selected courses are correct. Click Finish Swapping.

Swap a Class



2. Confirm your selection

Select Finish Swapping to process your swap request. To exit without swapping these classes, select Cancel.

Fall 2020 | Undergraduate | UW Oshkosh

▼ You are replacing this class

✔ Enrolled ✖ Dropped ▲ Wait Listed


Class	Description	Days/Times	Room	Instructor	Units	Status
CRIM JUS 110-191C (91220)	Intro to C.J Process (Lecture)		100% Online-no sched mtg time	V. Beck	3.00	✔

▼ With this class

● Open □ Closed ▲ Wait List

Class	Description	Days/Times	Room	Instructor	Units	Status
HISTORY 102-301C (91775)	Mdm Civilizations(X S)(GC) (Lecture)		100% Online-no sched mtg time	A. Jakobs	3.00	●

Cancel Finish Swapping



10. A green check indicates you have successfully swapped your course.

Search | Plan | **Enroll** | My Academics
My Class Schedule | Add | Drop | **Swap** | Term Information

Swap a Class



3. View results

View the results of your swap request. Select Fix Errors to try and correct the problems listed or change your swap choices.

Fall 2020 | Undergraduate | UW Oshkosh

✔ Success: Classes were swapped ✖ Error: Unable to swap class

Class	Message	Status
Swap CRIM JUS 110 with HISTORY 102	Success: This class has been replaced.	✔

Make a Payment My Class Schedule