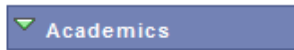



Registering for Classes Using Schedule Planner

1. Sign into Titan Web using your Net ID
2. On your Student Center under Academics, select Schedule Planner:



[My Class Schedule](#)
[Shopping Cart](#)
[Schedule Planner](#)

3. Click the green  button.
4. Allow pop ups for Titan Web
5. Select Fall 2019 term, Save and Continue

Select Term

Term
<input type="radio"/> Spring 2019
<input type="radio"/> Summer 2019
<input checked="" type="radio"/> Fall 2019

✔ Save and Continue

6. Select Undergraduate, Save and Continue

Select Academic Career

- | |
|--|
| <input type="checkbox"/> Select All Academic Careers |
| <input type="checkbox"/> Graduate |
| <input checked="" type="checkbox"/> Undergraduate |

✔ Save And Continue

7. Select Home Campus, Save and Continue

Select Campus

- | |
|--|
| <input type="checkbox"/> Select All Campuses |
| <input type="checkbox"/> FOND DU LAC |
| <input type="checkbox"/> FOX VALLEY |
| <input type="checkbox"/> OSHKOSH |

✔ Save and Continue

+ Add Course

8. Add Courses from your advising sheet by clicking on

Course Status	Open Classes Only	Change	Term	Fall 2018	Change
Academic Careers	1 of 2 Selected	Change	Sessions	All Sessions Selected	Change

ID: 0699120

i Instructions: Add desired courses and breaks and click **Generate Schedules** button!

Courses

+ Add Course

i Add the courses you wish to take for the upcoming term.

Breaks

+ Add Break

QUIDDITCH
MTWThF - 3:00pm to 6:00pm

Edit

9. Add practice in if you are an athlete

10. Adding courses

Add Course

By Subject

Subject

Course

[← Back](#) [+ Add Course](#)

Desired Courses **Current Schedule**

i Choose a Course and click **Add Course**

11. Select Subject and Course number then click the Add Course Button; classes will show up on the

right. A brief description will be listed. Make sure to finish by hitting

+ Add Course

Add Course

By Subject Search By Instructor

Subject Biology

Course 105 - Bio Concpt Unty (XL)

[← Back](#) [+ Add Course](#)

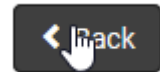
Biology 105 - Bio Concpt Unty (XL)

An introduction to the biological sciences. Addresses phenomena common to a diversity of life forms. Biological organization, cell biology, processing energy, genetics, evolution. (3+2) (Fall/Spring) Special fees may apply.

Desired Courses **Current Schedule**

i Choose a Course and click **Add Course**

12. Add the courses your advisor listed on your advising sheet then click the



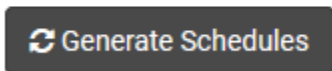
button.

Desired Courses **Current Schedule**

i	Biology 105 Bio Concpt Unty (XL)	⊗
i	History 201 US Hist to 1877 (XS)	⊗
i	Mathematics 171 Calculus I (XM)	⊗

13. Click Generate Schedules

Schedules



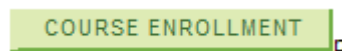
14. Look at the available schedules one by one or view 4 at a time if more than one comes up.

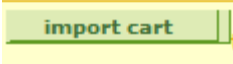

15. Once you select a schedule, send it to your shopping cart.

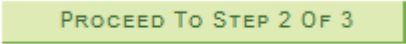


16. Select Undergraduate, then click Send to Shopping Cart, hit OK

17. Click on Start Scheduler tab at top of page then click



18. The click Import Cart  and Next  until all classes are in your shopping cart.

19. Now Proceed to Step 2 or 3  then Finish Enrolling until you get green check marks saying you have successfully enrolled in your classes.



20. Print final schedule – see Print instructions.