


TITAN WEB Registration System (STUDENTS)

HELP - How do I...? Get Proof That I'm Enrolled (Enrollment Verification)

Open Internet Explorer browser.

Go to <http://www.uwosh.edu/>. On the upper right side of the webpage, click 'Titan Services' tab.



On the next page, click 'Titan Web'

- Titan Mail
- Titan Web ← Click here
- Titan Files
- Desire2Learn
- Polk Library Resources

On the next page in the left frame, click Titan Web Logo



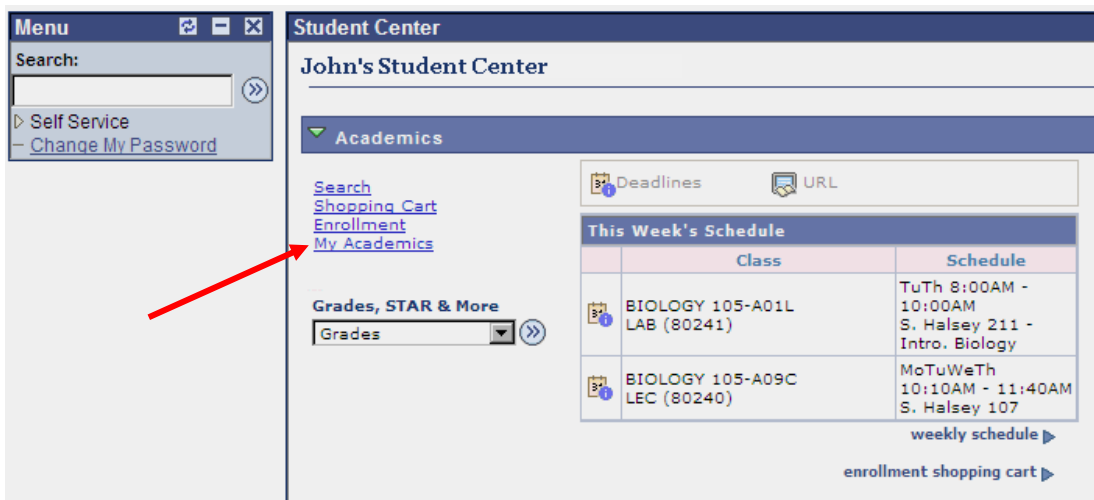
Sign in by entering your User ID

('W' plus your 7-digit student ID number) and your Password (*passwords are case sensitive*); click 'Sign In'. If you do not remember/know your student ID number and/or your password, contact the Help Desk at (920) 424-3020.



Initial Login Only: When you log in for the first time, you will use your default (assigned) password; your default password is: the first two letters of your first name + the first two letters of your last name + the last four digits of your student ID number. The letters must be UPPERCASE, and there are no spaces between the characters. After your initial login, please change your password.

Navigation

1. Click on 'My Academics'



The screenshot shows the 'Student Center' interface for 'John's Student Center'. On the left, there is a 'Menu' section with a search box and a list of links: 'Self Service' and 'Change My Password'. Below this, a red arrow points to the 'My Academics' link in the 'Academics' section. The 'Academics' section also includes links for 'Search', 'Shopping Cart', 'Enrollment', and 'My Academics'. Below the links, there is a 'Grades, STAR & More' section with a 'Grades' dropdown menu. On the right side of the interface, there is a 'Deadlines' section and a 'This Week's Schedule' table.

This Week's Schedule		
	Class	Schedule
	BIOLOGY 105-A01L LAB (80241)	TuTh 8:00AM - 10:00AM S. Halsey 211 - Intro. Biology
	BIOLOGY 105-A09C LEC (80240)	MoTuWeTh 10:10AM - 11:40AM S. Halsey 107

Below the schedule table, there are links for 'weekly schedule' and 'enrollment shopping cart'.

2. Click on 'Request Enrollment Verification'

The screenshot shows the 'My Academics' page with a navigation bar at the top containing 'Search', 'Shopping Cart', 'Enrollment', and 'My Academics'. Below the navigation bar, the page is titled 'My Academics'. There are several sections with links:

- Academic Requirements**: [STAR Report](#)
- Advisors**: [View my advisors](#)
- Transfer Credit**: [View my transfer credit report](#)
- Course History**: [View my course history](#)
- Transcript**: [View my unofficial transcript](#), [Request official transcript](#)
- Enrollment Verification**: [Request enrollment verification](#) (highlighted with a red arrow)
- Graduation**: [Apply for graduation](#)
- Grades**: [View my grades](#)

3. Click on 'National Student Clearinghouse' link

The screenshot shows the 'Free Student Self-Service Certificate of Enrollment' page. The navigation bar at the top contains 'Search', 'Shopping Cart', 'Enrollment', and 'My Academics'. The page title is 'Free Student Self-Service Certificate of Enrollment'. The main content area contains the following text:

The University of Wisconsin Oshkosh has authorized the National Student Clearinghouse to act on the Registrar's behalf in providing proof of enrollment for third parties.

Examples of third parties are: health insurers, loan guarantors, credit issuers, and housing providers.

Click on the National Student Clearinghouse link below to:

- * Print certificate of enrollment
- * View enrollment information that may have been provided to a student services provider
- * View specific information about your student loans

[National Student Clearinghouse](#) (highlighted with a red arrow)

In order to protect the privacy of your records, please remember to logoff Titan Web after logging off the National Student Clearinghouse site.

By printing this certificate of enrollment you do NOT need to stop by the Registrar's office to obtain verification.

Enrollment/Degree Verification Certificate

The National Student Clearinghouse (NSC) is now the authorized agent for providing enrollment and degree verifications for the University of Wisconsin Oshkosh. Students are able to view and print their official enrollment verification certificate through the Titan Web Registration System.

Future requests from student service providers (i.e., health insurance agencies, credit issuers, loan guarantors, etc.) should be directed to the NSC. The NSC can be contacted through their website (www.studentclearinghouse.org), by phone (703-742-4200) or by fax (703-742-4239).

Thank you for your cooperation!

Lisa M Danielson, Registrar

The University of Wisconsin Oshkosh