
NSSE 2017 Topical Module Report

Global Learning

University of Wisconsin Oshkosh

This page intentionally left blank.

About This Topical Module

NSSE's Global Learning module assesses student experiences and coursework that emphasize global affairs, world cultures, nationalities, religions, and other international topics. The module complements items on the core NSSE questionnaire about student experiences with people from different backgrounds, course emphasis on integrative and reflective learning, and participation in study abroad. It is designed to complement the American Council on Education's 2016 edition of the Mapping Internationalization on U.S. Campuses survey.

Comparison Group

This section summarizes how this module's comparison group was identified, including selection criteria and whether the default option was taken. This is followed by the resulting list of institutions represented in the 'UWOGlobal' column of this report.

Group label	UWOGlobal
Date submitted	5/2/17
How was this comparison group constructed?	Your institution customized this comparison group by selecting institutions from all module participants.
Group description	No description provided

UWOGlobal (N=8)

Governors State University (University Park, IL)
 Saginaw Valley State University (University Center, MI)
 St. Cloud State University (St Cloud, MN)
 University of Illinois Springfield (Springfield, IL)*
 University of Michigan-Dearborn (Dearborn, MI)
 University of Wisconsin-River Falls (River Falls, WI)
 Western Michigan University (Kalamazoo, MI)
 Youngstown State University (Youngstown, OH)*

First-Year Students

Item wording or description	Variable name	Values ^c	Response options	Frequency Distributions ^a				Statistical Comparisons ^b		
				UW Oshkosh		UWOGlobal		UW Oshkosh	UWOGlobal	Effect size ^d
				Count	%	Count	%	Mean	Mean	
1. How much does your institution emphasize the following?										
a. Providing courses that focus on global and international topics	GBL01a	1	Very little	4	2	159	9	2.7	2.5 *	.18
		2	Some	47	40	762	42			
		3	Quite a bit	59	44	652	37			
		4	Very much	16	13	219	13			
			Total	126	100	1,792	100			
b. Providing activities and experiences (speakers, events) that focus on global and international topics	GBL01b	1	Very little	5	4	148	8	2.6	2.6	.01
		2	Some	50	43	689	38			
		3	Quite a bit	49	39	682	39			
		4	Very much	21	14	269	15			
			Total	125	100	1,788	100			
2. Which of the following have you done or do you plan to do before you graduate?^j										
a. Complete a <i>course</i> that focuses on global trends or issues (human rights, international relations, world health, climate, etc.)	GBL02a		Have not decided	28	25	423	23	24%	18%	.15
			Do not plan to do	23	17	374	21			
			Plan to do	42	34	682	38			
			Done or in progress	33	24	313	18			
			Total	126	100	1,792	100			
b. Complete a <i>course</i> that focuses on perspectives, issues, or events from other countries or regions	GBL02b		Have not decided	36	29	474	26	20%	16%	.10
			Do not plan to do	18	12	377	21			
			Plan to do	44	39	648	36			
			Done or in progress	28	20	285	16			
			Total	126	100	1,784	100			
c. Complete a <i>course</i> that focuses on religions or cultural groups other than your own	GBL02c		Have not decided	29	24	473	26	23%	14% **	.22
			Do not plan to do	25	19	520	29			
			Plan to do	41	34	545	31			
			Done or in progress	31	23	251	14			
			Total	126	100	1,789	100			
3. During the current school year, how much has your coursework encouraged you to do the following?										
a. Understand the viewpoints, values, or customs of different world cultures, nationalities, and religions	GBL03a	1	Very little	5	3	217	12	2.6	2.5	.11
		2	Some	47	42	681	38			
		3	Quite a bit	55	43	614	35			
		4	Very much	19	12	274	15			
			Total	126	100	1,786	100			
b. Develop skills for interacting effectively and appropriately with those from different world cultures, nationalities, and religions	GBL03b	1	Very little	11	8	287	15	2.5	2.5	.05
		2	Some	51	43	665	37			
		3	Quite a bit	50	40	564	33			
		4	Very much	14	9	256	15			
			Total	126	100	1,772	100			

*p<.05, **p<.01, ***p<.001 (2-tailed); Refer to the endnotes page for the key to triangle symbols.

First-Year Students

Item wording or description	Variable name	Values ^c	Response options	Frequency Distributions ^a				Statistical Comparisons ^b		
				UW Oshkosh		UWOGlobal		UW Oshkosh	UWOGlobal	Effect size ^d
				Count	%	Count	%	Mean	Mean	
4. During the current school year, about how often have you done the following?										
a. Discussed international or global topics and issues with others	GBL04a	1	Never	17	11	275	15	2.3	2.4	-.04
		2	Sometimes	62	51	822	45			
		3	Often	37	30	478	28			
		4	Very often	10	7	209	12			
		Total		126	100	1,784	100			
b. Talked about international opportunities (study abroad, international internship, Model UN, field study or research abroad, etc.) with a faculty member or advisor	GBL04b	1	Never	24	22	588	33	2.2	2.0	.13
		2	Sometimes	61	47	686	38			
		3	Often	32	25	367	20			
		4	Very often	9	6	144	8			
		Total		126	100	1,785	100			
c. Attended events or activities that promoted the understanding of different world cultures, nationalities, and religions	GBL04c	1	Never	37	31	716	40	2.0	1.9	.11
		2	Sometimes	56	42	691	38			
		3	Often	29	24	279	16			
		4	Very often	4	2	97	6			
		Total		126	100	1,783	100			
d. Worked on out-of-class activities (campus events, committees, student groups, etc.) with an international or global focus	GBL04d	1	Never	72	54	1,034	57	1.7	1.6	.03
		2	Sometimes	34	27	461	26			
		3	Often	17	17	198	11			
		4	Very often	3	2	90	5			
		Total		126	100	1,783	100			
e. Participated in a program that pairs domestic and international students (language partners, buddy program, etc.)	GBL04e	1	Never	91	66	1,248	69	1.5	1.5	-.02
		2	Sometimes	24	23	313	18			
		3	Often	10	11	150	9			
		4	Very often	1	1	70	4			
		Total		126	100	1,781	100			
5a. During the current school year, have you looked for information about global education programs and opportunities (study abroad, international internships, international field studies or research, volunteering abroad, etc.)?^j										
	GBL05a	No		52	48	1,048	60	52%	40% **	.24
		Yes		74	52	737	40			
		Total		126	100	1,785	100			
5b. Which of the following were your sources of information? (Select all that apply.)										
	GBL05b_1	—	Study abroad or international studies office	47	64	466	65			
	GBL05b_2	—	Major/academic department office	6	7	128	18			
	GBL05b_3	—	Career office	7	10	59	9			
	GBL05b_4	—	Academic advisor	22	33	220	30			
	GBL05b_5	—	Faculty member	16	20	189	26			
	GBL05b_6	—	Attendance at international programs or events	20	32	161	21			
	GBL05b_7	—	Website, newsletter, catalog, or other published sources	30	42	297	40			
	GBL05b_8	—	Friends or other students	25	33	313	41			
	GBL05b_9	—	Family members	15	19	122	16			
	GBL05b_10	—	Other, please specify:	6	7	26	4			

*p<.05, **p<.01, ***p<.001 (2-tailed); Refer to the endnotes page for the key to triangle symbols.

First-Year Students

Item wording or description	Variable name	Values ^c	Response options	Frequency Distributions ^a				Statistical Comparisons ^b		
				UW Oshkosh		UWOGlobal		UW Oshkosh	UWOGlobal	Effect size ^d
				Count	%	Count	%	Mean	Mean	
6. How much has your experience at this institution contributed to your knowledge, skills, and personal development in the following areas?										
a. Being informed about current international and global issues	GBL06a	1	Very little	18	11	338	18	2.3	2.3	.08
		2	Some	58	48	813	45			
		3	Quite a bit	42	36	465	27			
		4	Very much	7	5	164	10			
			Total	125	100	1,780	100			
b. Speaking a second language	GBL06b	1	Very little	64	52	1,164	64	1.9	1.6 *	.25
		2	Some	28	19	309	18			
		3	Quite a bit	21	18	169	10			
		4	Very much	13	11	137	8			
			Total	126	100	1,779	100			
c. Seeking international or global opportunities out of your comfort zone	GBL06c	1	Very little	32	27	761	42	2.1	1.9 *	.20
		2	Some	60	46	630	35			
		3	Quite a bit	29	22	291	17			
		4	Very much	5	5	104	6			
			Total	126	100	1,786	100			
d. Understanding how your actions affect global communities	GBL06d	1	Very little	26	21	572	31	2.2	2.1	.11
		2	Some	61	45	702	39			
		3	Quite a bit	32	30	379	22			
		4	Very much	7	4	125	8			
			Total	126	100	1,778	100			
e. Preparing for life and work in an increasingly globalized era	GBL06e	1	Very little	25	20	442	24	2.2	2.2	-.01
		2	Some	56	42	689	38			
		3	Quite a bit	36	34	472	28			
		4	Very much	8	5	173	10			
			Total	125	100	1,776	100			
f. Encouraging your sense of global responsibility	GBL06f	1	Very little	25	19	451	25	2.3	2.2	.03
		2	Some	56	45	669	37			
		3	Quite a bit	34	27	478	28			
		4	Very much	11	9	164	10			
			Total	126	100	1,762	100			
7. Since enrolling at your current institution, have you lived with students from a country other than your own (exclude study abroad and other programs in other countries)?^j										
	GBL07		No	115	92	1,551	87	8%	13%	-.16
	(Means indicate the percentage who responded "Yes.")		Yes	10	8	218	13			
			Total	125	100	1,769	100			

*p<.05, **p<.01, ***p<.001 (2-tailed); Refer to the endnotes page for the key to triangle symbols.

Seniors

Item wording or description	Variable name	Values ^c	Response options	Frequency Distributions ^a				Statistical Comparisons ^b				
				UW Oshkosh		UWOGlobal		UW Oshkosh	UWOGlobal	Effect size ^d		
				Count	%	Count	%	Mean	Mean			
1. How much does your institution emphasize the following?												
a. Providing courses that focus on global and international topics	GBL01a	1	Very little	13	7	313	10	2.6	2.5	.10		
		2	Some	68	39	1,285	41					
		3	Quite a bit	74	41	1,060	35					
		4	Very much	23	13	424	14					
		Total		178	100	3,082	100					
b. Providing activities and experiences (speakers, events) that focus on global and international topics	GBL01b	1	Very little	14	8	309	11	2.5	2.6	-.03		
		2	Some	70	40	1,215	39					
		3	Quite a bit	76	43	1,051	34					
		4	Very much	17	9	500	16					
		Total		177	100	3,075	100					
2. Which of the following have you done or do you plan to do before you graduate?^j												
a. Complete a <i>course</i> that focuses on global trends or issues (human rights, international relations, world health, climate, etc.)	GBL02a			Have not decided		12	7	195	7	53%	52%	.01
				Do not plan to do		54	30	1,003	33			
				Plan to do		18	10	249	8			
				Done or in progress		94	53	1,636	52			
				Total		178	100	3,083	100			
b. Complete a <i>course</i> that focuses on perspectives, issues, or events from other countries or regions	GBL02b			Have not decided		13	7	209	7	56%	50%	.12
				Do not plan to do		45	25	1,093	36			
				Plan to do		20	11	235	8			
				Done or in progress		99	56	1,540	50			
				Total		177	100	3,077	100			
c. Complete a <i>course</i> that focuses on religions or cultural groups other than your own	GBL02c			Have not decided		10	6	219	8	64%	45% ***	.39
				Do not plan to do		44	25	1,268	41			
				Plan to do		9	5	192	6			
				Done or in progress		113	64	1,406	45			
				Total		176	100	3,085	100			
3. During the current school year, how much has your coursework encouraged you to do the following?												
a. Understand the viewpoints, values, or customs of different world cultures, nationalities, and religions	GBL03a	1	Very little	26	15	487	17	2.6	2.6	-.02		
		2	Some	56	32	927	30					
		3	Quite a bit	57	32	911	29					
		4	Very much	38	21	749	24					
		Total		177	100	3,074	100					
b. Develop skills for interacting effectively and appropriately with those from different world cultures, nationalities, and religions	GBL03b	1	Very little	32	19	512	18	2.5	2.6	-.09		
		2	Some	59	34	986	32					
		3	Quite a bit	55	30	872	28					
		4	Very much	31	18	690	23					
		Total		177	100	3,060	100					

*p<.05, **p<.01, ***p<.001 (2-tailed); Refer to the endnotes page for the key to triangle symbols.

Seniors

Item wording or description	Variable name	Values ^c	Response options	Frequency Distributions ^a				Statistical Comparisons ^b		
				UW Oshkosh		UWOGlobal		UW Oshkosh	UWOGlobal	Effect size ^d
				Count	%	Count	%	Mean	Mean	Mean
4. During the current school year, about how often have you done the following?										
a. Discussed international or global topics and issues with others	GBL04a	1	Never	19	11	395	13	2.5	2.5	-.01
		2	Sometimes	70	41	1,246	40			
		3	Often	60	34	838	27			
		4	Very often	26	15	594	19			
			Total	175	100	3,073	100			
b. Talked about international opportunities (study abroad, international internship, Model UN, field study or research abroad, etc.) with a faculty member or advisor	GBL04b	1	Never	79	45	1,384	46	1.9	1.9	.00
		2	Sometimes	55	31	933	30			
		3	Often	26	14	430	14			
		4	Very often	17	9	330	10			
			Total	177	100	3,077	100			
c. Attended events or activities that promoted the understanding of different world cultures, nationalities, and religions	GBL04c	1	Never	79	45	1,371	45	1.8	1.8	-.01
		2	Sometimes	59	33	1,076	35			
		3	Often	28	16	386	12			
		4	Very often	10	6	237	8			
			Total	176	100	3,070	100			
d. Worked on out-of-class activities (campus events, committees, student groups, etc.) with an international or global focus	GBL04d	1	Never	113	65	1,877	61	1.6	1.6	-.02
		2	Sometimes	34	19	734	24			
		3	Often	15	8	243	8			
		4	Very often	14	8	220	7			
			Total	176	100	3,074	100			
e. Participated in a program that pairs domestic and international students (language partners, buddy program, etc.)	GBL04e	1	Never	134	77	2,361	77	1.4	1.4	-.03
		2	Sometimes	24	14	420	14			
		3	Often	11	6	150	5			
		4	Very often	5	3	133	4			
			Total	174	100	3,064	100			
5a. During the current school year, have you looked for information about global education programs and opportunities (study abroad, international internships, international field studies or research, volunteering abroad, etc.)?^j										
	GBL05a		No	116	67	2,213	73	33%	27%	.13
			Yes	59	33	851	27			
			Total	175	100	3,064	100			
5b. Which of the following were your sources of information? (Select all that apply.)										
	GBL05b_1	—	Study abroad or international studies office	42	71	513	60			
	GBL05b_2	—	Major/academic department office	17	28	188	23			
	GBL05b_3	—	Career office	5	8	76	10			
	GBL05b_4	—	Academic advisor	13	22	186	22			
	GBL05b_5	—	Faculty member	25	43	341	41			
	GBL05b_6	—	Attendance at international programs or events	9	15	134	16			
	GBL05b_7	—	Website, newsletter, catalog, or other published sources	22	37	379	45			
	GBL05b_8	—	Friends or other students	20	35	353	42			
	GBL05b_9	—	Family members	5	9	75	9			
	GBL05b_10	—	Other, please specify:	3	5	27	3			

*p<.05, **p<.01, ***p<.001 (2-tailed); Refer to the endnotes page for the key to triangle symbols.

Seniors

Item wording or description	Variable name	Values ^c	Response options	Frequency Distributions ^a				Statistical Comparisons ^b		
				UW Oshkosh		UWOGlobal		UW Oshkosh	UWOGlobal	Effect size ^d
				Count	%	Count	%	Mean	Mean	
6. How much has your experience at this institution contributed to your knowledge, skills, and personal development in the following areas?										
a. Being informed about current international and global issues	GBL06a	1	Very little	27	15	610	20	2.4	2.3	.10
		2	Some	77	43	1,271	41			
		3	Quite a bit	46	26	800	26			
		4	Very much	27	15	387	13			
			Total	177	100	3,068	100			
b. Speaking a second language	GBL06b	1	Very little	123	70	2,059	67	1.6	1.6	.03
		2	Some	21	12	529	17			
		3	Quite a bit	15	8	241	8			
		4	Very much	18	10	234	8			
			Total	177	100	3,063	100			
c. Seeking international or global opportunities out of your comfort zone	GBL06c	1	Very little	79	45	1,452	48	1.8	1.8	.03
		2	Some	56	31	957	31			
		3	Quite a bit	32	18	428	14			
		4	Very much	9	5	227	7			
			Total	176	100	3,064	100			
d. Understanding how your actions affect global communities	GBL06d	1	Very little	36	21	930	31	2.3	2.1 *	.16
		2	Some	74	42	1,107	36			
		3	Quite a bit	42	24	697	23			
		4	Very much	23	13	318	10			
			Total	175	100	3,052	100			
e. Preparing for life and work in an increasingly globalized era	GBL06e	1	Very little	35	20	760	25	2.4	2.3	.06
		2	Some	69	39	1,057	34			
		3	Quite a bit	45	25	817	27			
		4	Very much	27	15	419	14			
			Total	176	100	3,053	100			
f. Encouraging your sense of global responsibility	GBL06f	1	Very little	31	18	741	25	2.4	2.3	.15
		2	Some	68	39	1,068	35			
		3	Quite a bit	40	23	777	25			
		4	Very much	36	20	448	15			
			Total	175	100	3,034	100			
7. Since enrolling at your current institution, have you lived with students from a country other than your own (exclude study abroad and other programs in other countries)?^j										
	GBL07		No	156	92	2,632	86	8%	14% *	-.17
	(Means indicate the percentage who responded "Yes.")		Yes	14	8	416	14			
			Total	170	100	3,048	100			

First-Year Students

Variable name	N	Mean		Standard error ^f		Standard deviation ^g		DF ^h	Sig. ⁱ	Effect size ^d
		UW Oshkosh	UWOGlobal	UW Oshkosh	UWOGlobal	UW Oshkosh	UWOGlobal			
GBL01a	126	2.68	2.54	.06	.02	0.73	0.82	162	.034	.18
GBL01b	124	2.63	2.61	.07	.02	0.77	0.84	1,279	.889	.01
GBL02a ^k	126	.241	.179	.0382	.0113	--	--	--	.089	.15
GBL02b ^k	126	.200	.163	.0357	.0109	--	--	--	.291	.10
GBL02c ^k	126	.230	.143	.0376	.0103	--	--	--	.010	.22
GBL03a	126	2.64	2.54	.07	.03	0.74	0.89	168	.164	.11
GBL03b	126	2.51	2.46	.07	.03	0.77	0.92	168	.545	.05
GBL04a	126	2.34	2.37	.07	.03	0.77	0.88	163	.628	-.04
GBL04b	126	2.16	2.04	.07	.03	0.84	0.93	1,279	.171	.13
GBL04c	126	1.97	1.87	.07	.03	0.81	0.88	1,278	.221	.11
GBL04d	126	1.67	1.65	.07	.03	0.82	0.88	1,278	.774	.03
GBL04e	126	1.46	1.48	.06	.02	0.71	0.82	1,277	.794	-.02
GBL05a ^k	126	.519	.398	.0446	.0144	--	--	--	.008	.24
GBL06a	126	2.35	2.28	.07	.03	0.75	0.87	1,275	.402	.08
GBL06b	126	1.87	1.63	.09	.03	1.06	0.97	149	.015	.25
GBL06c	126	2.06	1.87	.07	.03	0.84	0.91	159	.022	.20
GBL06d	126	2.17	2.06	.07	.03	0.80	0.92	1,274	.220	.11
GBL06e	126	2.23	2.24	.07	.03	0.82	0.93	162	.867	-.01
GBL06f	126	2.26	2.23	.08	.03	0.87	0.93	1,263	.729	.03
GBL07 ^k	125	.083	.132	.0247	.0100	--	--	--	.118	-.16





Seniors

Variable name	N	Mean		Standard error ^f		Standard deviation ^g		DF ^h	Sig. ⁱ	Effect size ^d
		UW Oshkosh	UWOGlobal	UW Oshkosh	UWOGlobal	UW Oshkosh	UWOGlobal			
GBL01a	177	2.60	2.51	.06	.02	0.80	0.85	1,775	.204	.10
GBL01b	177	2.54	2.56	.06	.02	0.77	0.88	230	.712	-.03
GBL02a ^k	177	.526	.522	.0376	.0125	--	--	--	.903	.01
GBL02b ^k	176	.558	.496	.0375	.0125	--	--	--	.120	.12
GBL02c ^k	175	.644	.451	.0363	.0124	--	--	--	.000	.39
GBL03a	176	2.59	2.61	.07	.03	0.99	1.03	1,769	.832	-.02
GBL03b	176	2.46	2.55	.07	.03	0.99	1.02	1,762	.266	-.09
GBL04a	175	2.52	2.53	.07	.02	0.87	0.95	1,767	.890	-.01
GBL04b	176	1.88	1.89	.07	.02	0.98	1.00	1,771	.968	.00
GBL04c	175	1.82	1.83	.07	.02	0.90	0.92	1,765	.870	-.01
GBL04d	175	1.59	1.62	.07	.02	0.94	0.92	1,767	.755	-.02
GBL04e	174	1.35	1.37	.06	.02	0.73	0.78	1,761	.713	-.03
GBL05a ^k	175	.330	.269	.0357	.0111	--	--	--	.086	.13
GBL06a	176	2.41	2.31	.07	.02	0.93	0.94	1,764	.211	.10
GBL06b	176	1.59	1.57	.08	.02	1.01	0.93	1,762	.738	.03
GBL06c	175	1.83	1.80	.07	.02	0.90	0.93	1,763	.703	.03
GBL06d	175	2.28	2.13	.07	.02	0.94	0.97	1,755	.045	.16
GBL06e	175	2.36	2.30	.07	.02	0.97	0.99	1,755	.451	.06
GBL06f	175	2.45	2.30	.08	.03	1.01	1.00	1,745	.063	.15
GBL07 ^k	170	.084	.138	.0214	.0087	--	--	--	.048	-.17

Endnotes

- a. Column percentages are weighted by institution-reported sex and enrollment status (and institution size for comparison groups). Percentages may not sum to 100 due to rounding. Counts are unweighted; column percentages cannot be replicated from counts.
- b. All statistics are weighted by institution-reported sex and enrollment status (and institution size for comparison groups). Unless otherwise noted, statistical comparisons are two-tailed independent t -tests. Items with categorical response sets are left blank.
- c. These are the values used to calculate means. For the majority of items, these values match the codes in the data file and codebook.
- d. Effect size for independent t -tests uses Cohen's d ; z -tests use Cohen's h .
- e. Statistics are weighted by institution-reported sex and enrollment status (and institution size for comparison groups). Categorical items are not listed.
- f. The 95% confidence interval for the population mean is equal to the sample mean plus or minus 1.96 times the standard error of the mean.
- g. A measure of the amount individual scores deviate from the mean of all the scores in the distribution.
- h. Degrees of freedom used to compute the t -tests. Values differ from N s due to weighting and whether equal variances were assumed.
- i. Statistical comparisons are two-tailed independent t -tests or z -tests. Statistical significance represents the probability that the difference between your students' mean and that of the students in the comparison group is due to chance.
- j. Statistical comparison uses z -test to compare the proportion who responded (depending on the item) "Done or in progress" or "Yes" with all who responded otherwise.
- k. Mean represents the proportion who responded (depending on the item) "Done or in progress" or "Yes."

Key to symbols:

-  **Your students' average** was significantly higher ($p < .05$) with an effect size at least .3 in magnitude.
-  **Your students' average** was significantly higher ($p < .05$) with an effect size less than .3 in magnitude.
-  **Your students' average** was significantly lower ($p < .05$) with an effect size less than .3 in magnitude.
-  **Your students' average** was significantly lower ($p < .05$) with an effect size at least .3 in magnitude.

Note: It is important to interpret the direction of differences relative to item wording and your institutional context.