

Connecting Remotely to ArtX With a Mac

In OS X's Finder, go to the *Go* menu and select **Connect to Server...** (Figure 1).

Type the address **artx.art.uwosh.edu** into the Server Address: field of the dialog box (Figure 2) and click **Connect**.

Type your login and password into the appropriate fields of the next dialog box (Figure 3) and click **Connect**.

Select the appropriate share from the list of mountable volumes (Figure 4) and click **OK**.

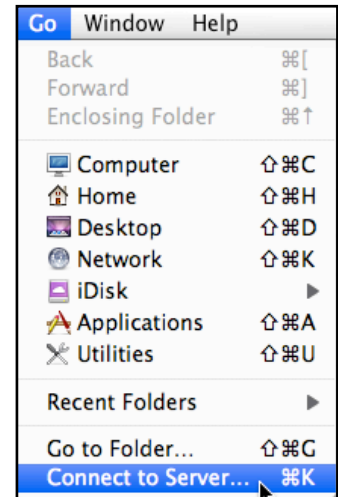


Figure 1

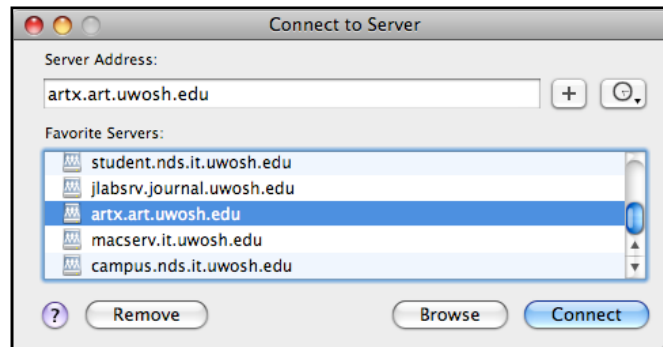


Figure 2



Figure 3

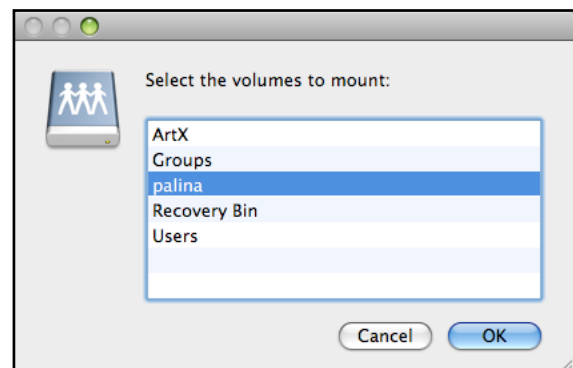


Figure 4