

SIGNING UP FOR THE UW PLACEMENT TESTS

BEGIN AT THIS WEBSITE: <https://exams.wisc.edu/placement/regionaltesting/information.php>

YOU'LL SEE THIS SCREEN:

Regional Testing Registration 2024

Please continue to monitor communications from your campus for updates to placement testing requirements, deadlines and testing alternative

If you are asked by your campus to complete your placement tests online:

1. Verify which tests you are advised to take.
2. Once you have determined which tests you are being asked to take, you will need your campus login to access our registration form. If you need assistance, contact your campus helpdesk for assistance.

Students requesting special accommodations should not register online. Follow this link to [request special accommodations due to a disability](#).

Students can follow this link when ready to fill out the [Registration form](#)

IF YOU REQUIRE TESTING ACCOMMODATIONS, YOU MUST MAKE THAT REQUEST BEFORE CONTINUING WITH THE SIGN UP:

Regional Testing Registration 2024

Please continue to monitor communications from your campus for updates to placement testing requirements, deadlines and testing alternative

If you are asked by your campus to complete your placement tests online:

1. Verify which tests you are advised to take.
2. Once you have determined which tests you are being asked to take, you will need your campus login to access our registration form. If you need assistance, contact your campus helpdesk for assistance.

Students requesting special accommodations should not register online. Follow this link to [request special accommodations due to a disability](#).

Students can follow this link when ready to fill out the [Registration form](#)

PROCEED BY CLICKING THE LINK TO THE REGISTRATION FORM.

Regional Testing Registration 2024

Please continue to monitor communications from your campus for updates to placement testing requirements, deadlines and testing alternative

If you are asked by your campus to complete your placement tests online:

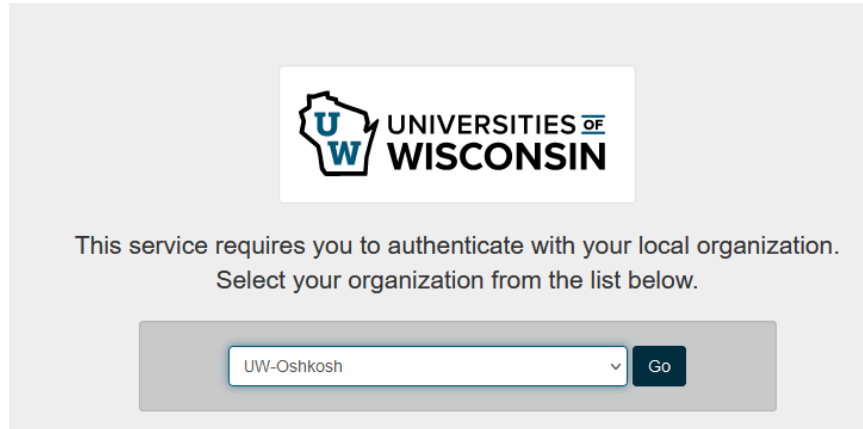
1. Verify which tests you are advised to take.
2. Once you have determined which tests you are being asked to take, you will need your campus login to access our registration form. If you need assistance, contact your campus helpdesk for assistance.

Students requesting special accommodations should not register online. Follow this link to [request special accommodations due to a disability](#).

Students can follow this link when ready to fill out the [Registration form](#)

SELECT YOUR ORGANIZATION –

UW OSHKOSH:




UNIVERSITIES OF WISCONSIN

This service requires you to authenticate with your local organization. Select your organization from the list below.

UW-Oshkosh Go

LOG IN WITH YOUR NETID.



UWO

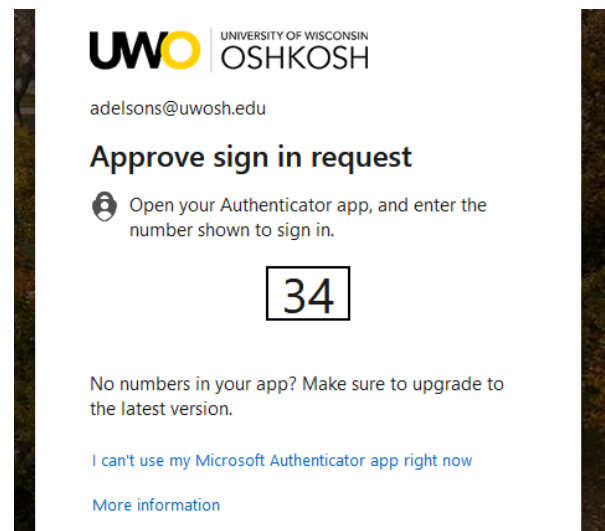
Sign In

UWO Email
netid@uwosh.edu

Keep me signed in

Next

AFTER ENTERING YOUR PASSWORD, USE YOUR PHONE TO AUTHENTICATE. REMEMBER, THE NUMBER WILL CHANGE EVERY TIME (AND PROBABLY WON'T MATCH THIS SCREENSHOT).



UWO UNIVERSITY OF WISCONSIN
OSHKOSH

adelsons@uwosh.edu

Approve sign in request

Open your Authenticator app, and enter the number shown to sign in.

34

No numbers in your app? Make sure to upgrade to the latest version.

[I can't use my Microsoft Authenticator app right now](#)

[More information](#)

THE SITE SHOWS SLIGHTLY DIFFERENT PAGES, DEPENDING ON WHETHER YOU SIGNED UP FOR TESTING LAST YEAR.

RETURNING CAPP STUDENTS: IF YOU TOOK A DIFFERENT PLACEMENT TEST LAST YEAR, YOUR SCREEN MAY LOOK LIKE THIS:

Regional Testing 2024

Notice:
Some campuses have recently updated their policies around whether placement tests are required for their students. Please verify which exams your campus is asking you to take before starting any of the placement exams.

Registration Status: expired

You have previously registered using email address:
adelsons@uwosh.edu
but your registration has now expired.

Please confirm that you would like to update your registration for the current testing year.
You will need to reconfirm your email address in the next step:

IF SO, CLICK THE BOTTOM BOX, "UPDATE EXPIRED REGISTRATION". NOW SKIP TO THE BIG STAR ICON.

IF YOU ARE TAKING A PLACEMENT TEST FOR THE FIRST TIME, YOU SHOULD SEE THIS SCREEN:

Regional Testing 2024

Notice:
Some campuses have recently updated their policies around whether placement tests are required for their students, and if they are, which tests are required.
Please verify which exams your campus is asking you to take before starting any of the placement exams.

After you complete the registration form, you will receive an email from candidatesupport@meazurelearning.com with instructions to access all of the placement tests, but you should only access the tests you are advised to take by your campus.

Once you have determined which tests you should take, update your registration by filling out the [registration form](#).

CLICK THE GREEN "registration form" LINK TO CONTINUE.

FILL OUT THE INFORMATION ON THIS PAGE.

!! ENTER YOUR UWO EMAIL ADDRESS IN THE EMAIL SPACE !!

THIS WILL REDUCE THE LIKELIHOOD OF ACCOUNT ERRORS IN THE FUTURE.

Regional Testing Registration 2024

Step 1 of 3:

Please enter the email address you would like to use for registration in the form below. Instructions to access the placement tests will be sent to this address, so please use an email that will not expire.

Email:	<input type="text" value="UWO EMAIL ADDRESS HERE"/>
Student First name:	<input type="text"/>
Student Last name:	<input type="text"/>
Birth date:	<input type="text" value="v"/> <input type="text" value="v"/> <input type="text"/>
Which campus will you be attending?	<input type="text" value="-"/>

Please respond to the following short survey questions.

If you are completing this registration for your child, please answer the survey questions from their perspective. For example, to answer the question, 'What year did/will you graduate from high school?' you would respond with the year in which your child graduated from high school.

CHOOSE UW OSHKOSH AS THE CAMPUS YOU WILL BE ATTENDING

(OTHERWISE WE DON'T GET YOUR SCORES)

RESPOND TO THE SURVEY QUESTIONS (NOT SHOWN IN SCREENSHOT) AS BEST YOU CAN.

(if a question doesn't seem to apply to you, you can leave it blank)

THEN CLICK CONTINUE.

IF YOU GET A SCREEN LIKE THIS, MAKE SURE YOU'VE SELECTED UW OSHKOSH

You did not indicate which campus you will be attending.

Please select the UW campus to which you have been admitted.

If you are a HS student taking the placement test for a dual/concurrent enrollment program (e.g., CAPP, ECCP, CCIHS, etc.) please indicate the UW campus through which you will be taking coursework.

Please go back to the previous page to correct your information.

THE SITE WILL SEND YOU A VALIDATION EMAIL. GO TO THE INBOX OF THE EMAIL YOU ENTERED, AND FIND THE EMAIL LIKE THIS (IT MAY TAKE UP TO AN HOUR TO ARRIVE):

regional testing registration step 2



regionaltesting@exams.wisc.edu
To: Sarah Adelson



Thu 3/21/2024 3:33 PM

CAUTION: This email originated from outside of the organization. Do not click links or open attachments unless you recognize the sender and know the content is safe.

To complete the online registration form you will need to enter the following registration code:

Please note, you are NOT registered for testing until you complete all steps and receive a confirmation message.

ENTER THE CODE BACK INTO THE WEBPAGE:

Step 2:

Please enter your registration code:
(sent to your email from step 1)

You have indicated that you have been asked by your campus to take one or more placement tests.
By entering your registration code, you are confirming that you can receive email at the address you are using for registration. Fu
use an address that will not expire before you have completed your exams.

IT WILL RELOAD WITH SOME INSTRUCTIONS, AND YOU WILL RECEIVE A CONFIRMATION OF SIGN UP BY EMAIL.

Regional Testing 2024

Notice:

Some campuses have recently updated their policies around whether placement tests are required for their students, and if they are, which tests are required.

Please verify which exams your campus is asking you to take before starting any of the placement exams.

Registration Status:

Success! You are registered to take your placement exams.

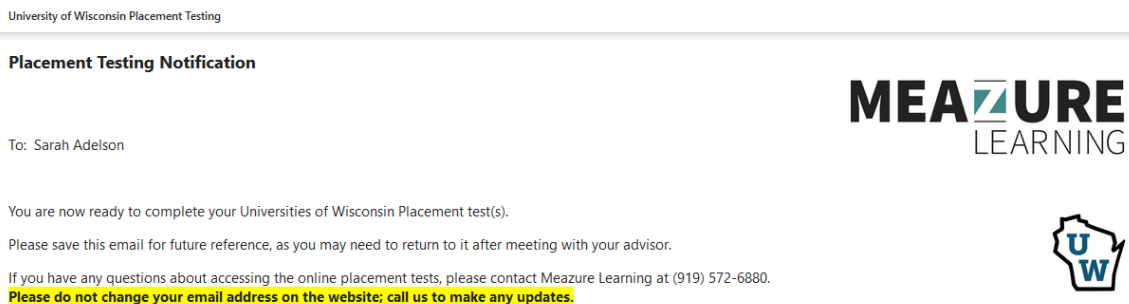
You registered for placement testing using email address:
adelsons@uwosh.edu

The password you need to access your tests online will be in an email from candidatesupport@meazurelearning.com

If you are having trouble locating the email, you can try searching your inbox, spam, or deleted message folders for an email from candidatesupport@meazurelearning.com sent on the day you completed the registration form.

THE MAIN POINT IS THAT YOU'LL GET AN EMAIL FROM candidatesupport@meazurelearning.com SOON. LOCATING THIS EMAIL IS TECHNICALLY STEP 3. THE EMAIL MIGHT GO TO SPAM, MAKE SURE TO CHECK THERE! IT USUALLY ARRIVES THE SAME DAY BUT CAN TAKE UP TO TWO BUSINESS DAYS. IF YOU ARE WAITING LONGER THAN TWO BUSINESS DAYS TO RECEIVE THE EMAIL (AND IT'S NOT IN SPAM OR JUNK), CALL UW TESTING AT 608-262-5863 TO CHECK ON THE STATUS OF YOUR REGISTRATION.

HERE'S WHAT THE EMAIL FROM MEAZURE LEARNING LOOKS LIKE:



EXAMINATION WEBSITE (ON-DEMAND, UNPROCTORED)

Link: www.assessments.meazurelearning.com/login/

Note: Do **not** create a new account. Please use the credentials below to login to your account.

Username:

Password:

YOUR USERNAME, PASSWORD, AND LINK TO THE TESTING SITE ARE LISTED IN THIS TOP SECTION

**THE LINK FROM MEASURE LEARNING WILL STAY ACTIVE UNTIL THE FOLLOWING JANUARY
(THE ANNUAL TESTING CYCLE CLOSSES JANUARY 31)**

**ONCE YOU'RE READY TO TAKE THE TEST(S), CLICK THE LINK IN THE MEASURE LEARNING EMAIL, AND
SIGN IN WITH THE PROVIDED USERNAME AND PASSWORD.**

Search our Programs
Search programs...

Testing Programs
Test Site Cities
Testing Instructions
System Requirements
Take a Sample Test
Login
Site Closures & Delays

Login

If you are a first-time user to this system, please click the [Create Account](#) link to create your account. Once you have created an account, you will be able to purchase available test(s).

If you are a returning user, please enter your "Username" and "Password" to access and/or purchase your test(s).

If you have forgotten your password, please click the [Forgot Password](#) link to receive an email with your login information.

NOTE: Both your username and password are case sensitive.

Username Password

**BEFORE YOU TAKE THE TEST, MAKE SURE YOU HAVE A STABLE INTERNET CONNECTION AND A TESTING
LOCATION WHERE YOU WILL BE UNINTERRUPTED FOR 90 MINUTES.**

CHOOSE YOUR TEST.

My tests

English (standard time 90 minutes)	<input type="button" value="Start Test"/>
French (standard time 60 minutes)	<input type="button" value="Start Test"/>
German (standard time 60 minutes)	<input type="button" value="Start Test"/>
Math - Test A (standard time 90 minutes)	<input type="button" value="Start Test"/>
Spanish (standard time 60 minutes)	<input type="button" value="Start Test"/>

[Edit Account](#) [Logout](#) [Change Password](#)

IF YOU ARE TAKING WRITING 101, YOU MUST TAKE THE ENGLISH TEST.

**IF YOU ARE TAKING MATH 108, MATH 109, OR MATH 171 (AS YOUR FIRST CAPP MATH CLASS) YOU
MUST TAKE MATH TEST A.**

DON'T CLICK START TEST, UNTIL YOU ARE READY TO START.

ONCE YOU CLICK START TEST, YOUR 90 MINUTES WILL BEGIN.

**AFTER COMPLETING THE TEST, THE CAPP OFFICE WILL RECEIVE YOUR SCORES IN A WEEK OR TWO.
CAPP WILL REPORT YOUR SCORES TO YOUR INSTRUCTOR.**