


Name: _____

Music Skills Worksheet

Part I: Below each note, write its pitch name (letter name).

1. ___ 2. ___ 3. ___ 4. ___ 5. ___ 6. ___ 7. ___ 8. ___ 9. ___ 10. ___




Part II: Above each pitch name, draw a whole note on an appropriate line or space.
(Use accidentals if needed.)




11. A 12. E 13. Bb 14. F# 15. C 16. G 17. D# 18. Ab 19. Eb 20. B

Part III: Label the interval between each pair of notes below.


21. _____ 22. _____ 23. _____ 24. _____ 25. _____

Part IV: Beside each note or rest symbol, give its name and the number of beats it receives in 4/4 time.

	Name:	Beats:
	26. _____	27. _____
	28. _____	29. _____
	30. _____	31. _____

	Name:	Beats:
	32. _____	33. _____
	34. _____	35. _____
	36. _____	37. _____

Part V: Complete the measures in each line with note and rest combinations which equal the correct number of counts for the given time signature. Make each measure different. Write the counts beneath your notes. The first measures have been done for you.

$\frac{4}{4}$ 
1 2 3 4

$\frac{3}{4}$ 
1 2 3

Part VI: For the song below, write the counting below each measure and the pitch (letter) name above each note. The first few are completed for you.

O Music, Sweet Music

$\text{♩} = 108$ G A B B C B

mp 3 + 1 2 3 +



Part VII: Give the melodic range for the song above (written as an interval).

60. "O Music, Sweet Music" has a melodic range of a(n) _____.