

The Art of Annotating

The Pathway to Analytical Reading

Monica Jones, Social Studies Department Chair
Xavier High School
Appleton, WI 54914
mjones@acesxavier.k12.wi.us



Lesson Trial #1 - Reading

- Grade: 12th
- Subject: Advanced Placement Government
- Grading: 5.0 scale (weighted)
- Outcomes:
 - Students will annotate text readings using post-its
 - Students will identify key vocab, concepts, & theories



Challenges & Successes

- Challenges:
 - Universal participation
 - Note taking/study skills not clearly developed yet
- Successes:
 - Growth in students confidence with text
 - Connections between text/lecture
 - Improved grades



Set a purpose

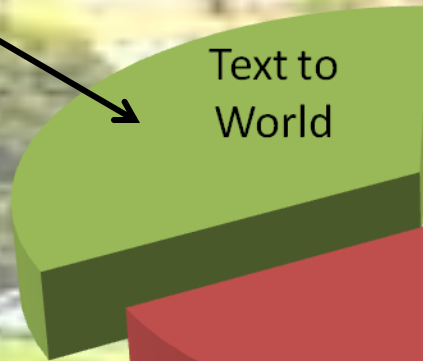


VS




Connect what you are reading to...

How does this
relate to
something else
in my life—
family,
community, etc?



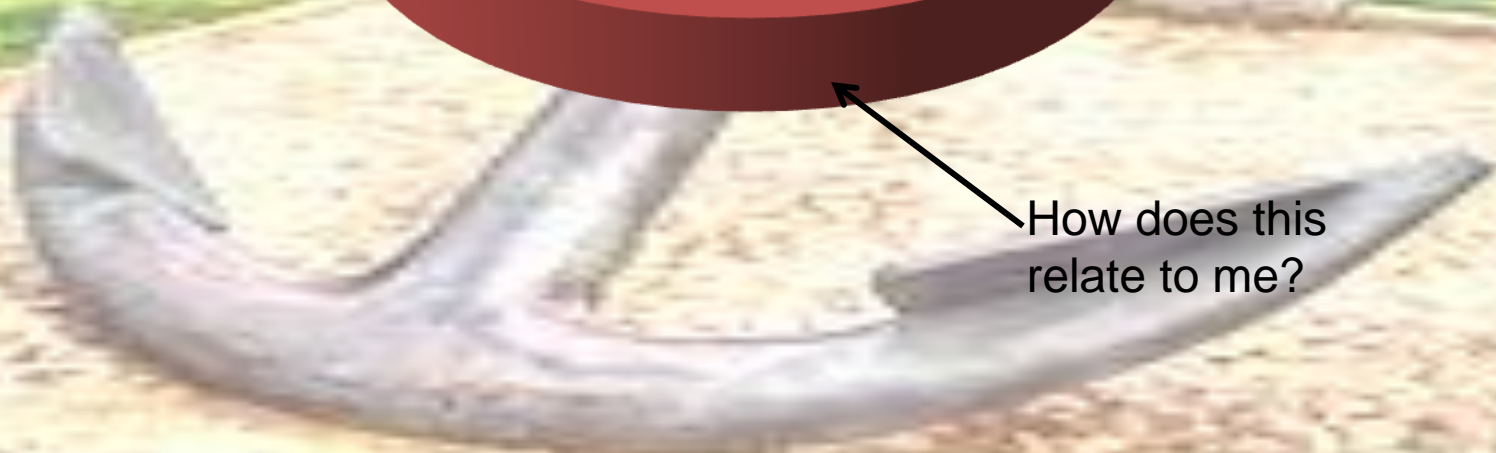
How does this
relate to
something else
I've read?



Text to Self



How does this
relate to me?




Ask QUESTIONS

- ✓ About historical events/people
- ✓ Why is this significant?
- ✓ About information you don't understand




What does “annotate” mean?

Annotation is a method of writing down your ideas of a text:



To trace your
reading
(setting purpose,
asking questions,
connecting,
summarizing,
inferring)



To develop your
understanding of
analysis
(significance &
themes)

Good annotations will have a
balance of written ideas of

Your own thoughts, connections
and ideas

With

Your understanding of the
author's ideas and intentions

Unproductive Annotations

Gatsby—who represented everything for which I have an unaffected scorn. If

So Gatsby represents what
he doesn't like

personality is a series of successful gestures, then there was something gorgeous

He's good
looking

about him, some heightened sensitivity to the promises of life, as if he were related to

I don't get what
this means

one of those intricate machines that register earthquakes ten thousand miles away

(Fitzgerald 3).

Wrap Up

Underline, star, highlight, box, circle whatever words, phrases, or sentences that catch your attention.

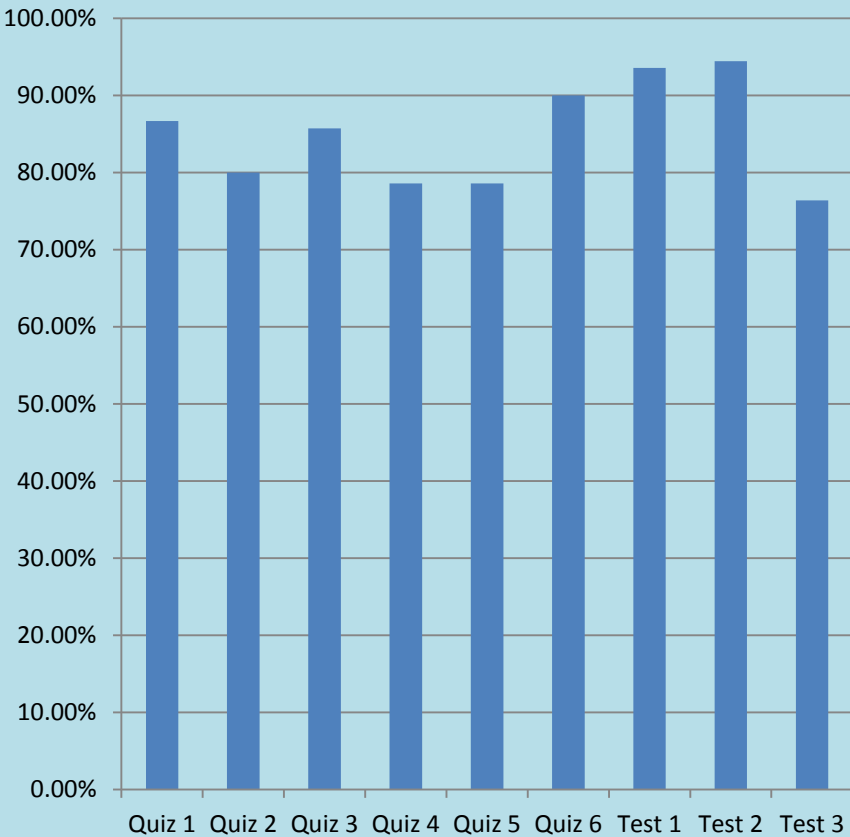
Write brief comments on post-it notes about:

- observations
- what you are reminded of (people, feelings, places, moods)
- questions you have
- ideas that occur to you
- concepts that you agree or disagree with
- any **connections** you are making
- summary comments
- identify vocabulary



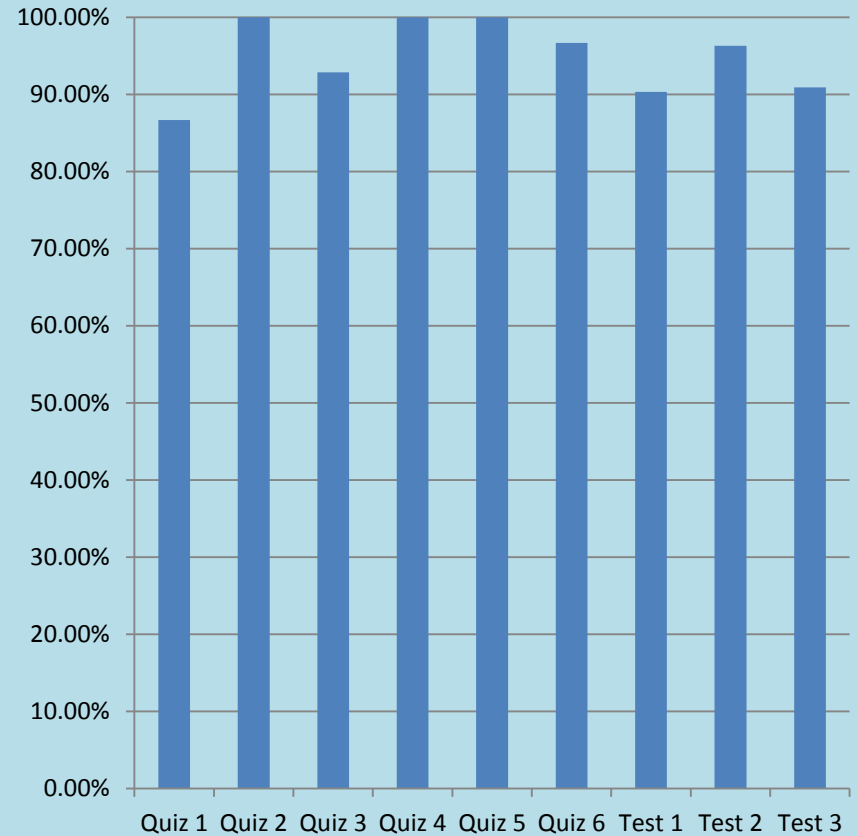
High Level Students

Student #1



Quiz Average: AB
Test Average: A
Writing Average: EA

Student #2



Quiz Average: E
Test Average: EA
Writing Average: EA

High Level Students

- Both annotated text for EVERY chapter
- Both came in for assistance with annotations after initial instruction
- Both participated heavily in classroom discussion
- Student #2 gave feedback this was powerful tool
- Students #1 already used annotations in previous classes, so understood value

Name



Describe the Annotation Process you used for Chapter 1/2.

Briefly explain the overall effectiveness of "Annotating the Text" with Post-its.

briefly mention things covered in lecture
explain things not talked about

it helps me read more carefully and retain more
as well

Name



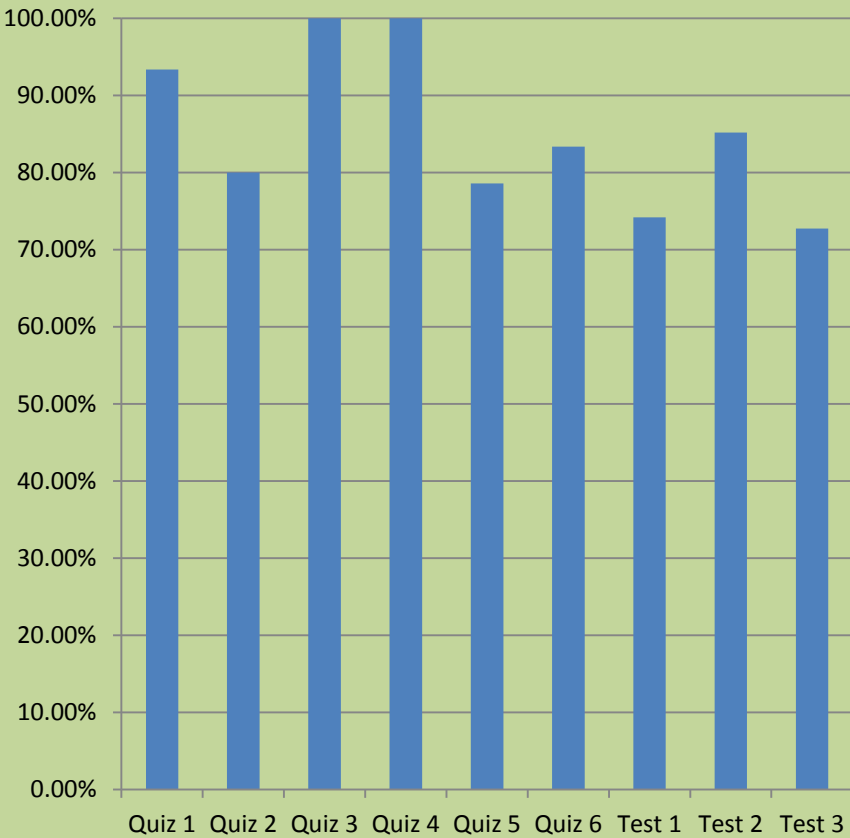
Describe the Annotation Process you used for Chapter 1/2.

Briefly explain the overall effectiveness of "Annotating the Text" with Post-its.

I read through the notes I took in class & then while
I was reading the text on the section we reviewed in class, I made ~~some~~ short
comments on what I thought was important. I like annotating; however, sometimes
I feel like I write too much or I struggle with focusing on
what's really important.

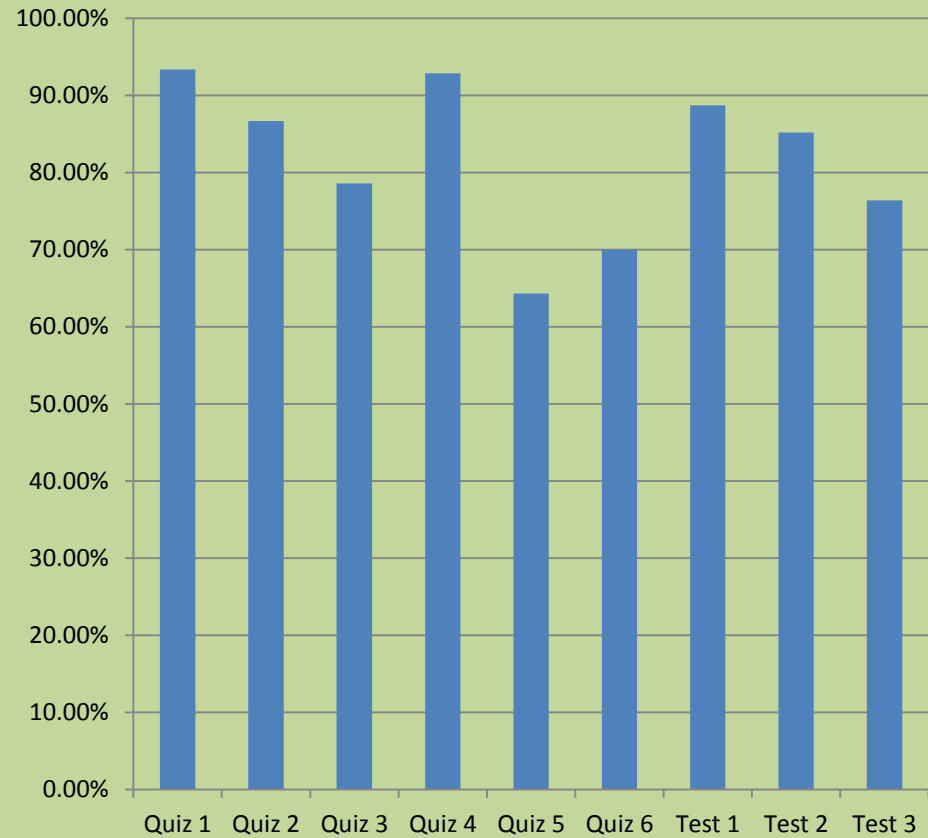
Middle Level Students

Student #3



Quiz Average: AB
Test Average: B
Writing Average: B

Student #4



Quiz Average: AB
Test Average: AB
Writing Average: A

Middle Level Students

- Student #3 – annotated 5/6 chapters
 - Poor performance on 1st test
 - Felt annotations did help his overall knowledge
 - Chapter not annotated was lowest scoring quiz
- Student #4 – annotated 4/6 chapters
 - Annotated first 4 chapters, but “gave up on last two for time constraints”
 - Felt annotations helped her focus studying
 - Two chapters not annotated were lowest scoring

Name _____

Describe the Annotation Process you used for Chapter 1/2.

Briefly explain the overall effectiveness of "Annotating the Text" with Post-its.

I THINK ANNOTATING REALLY HELPS ME STAY FOCUSED ON THE TEXT. I ANNOTATED IMPORTANT PEOPLE, IDEAS, + VOCAB. THIS HELPED WHEN REVIEWING - ALMOST LIKE FLASHCARDS. I THINK ITS REALLY EFFECTIVE BECAUSE I RETAIN INFO THE MORE TIMES I WRITE IT DOWN. ~~THE~~ I'LL CONTINUE TO DO THIS ALL TERM + IN OTHER CLASSES.

Name _____

Describe the Annotation Process you used for Chapter 1/2.

Briefly explain the overall effectiveness of "Annotating the Text" with Post-its.

- 1st Chapter - annotated all pages - very effective
2nd Chapter - annotated almost all pages - still effective but I should have done more.

Overall - very effective strategy

Process - read + post-ited 2-3 times a page

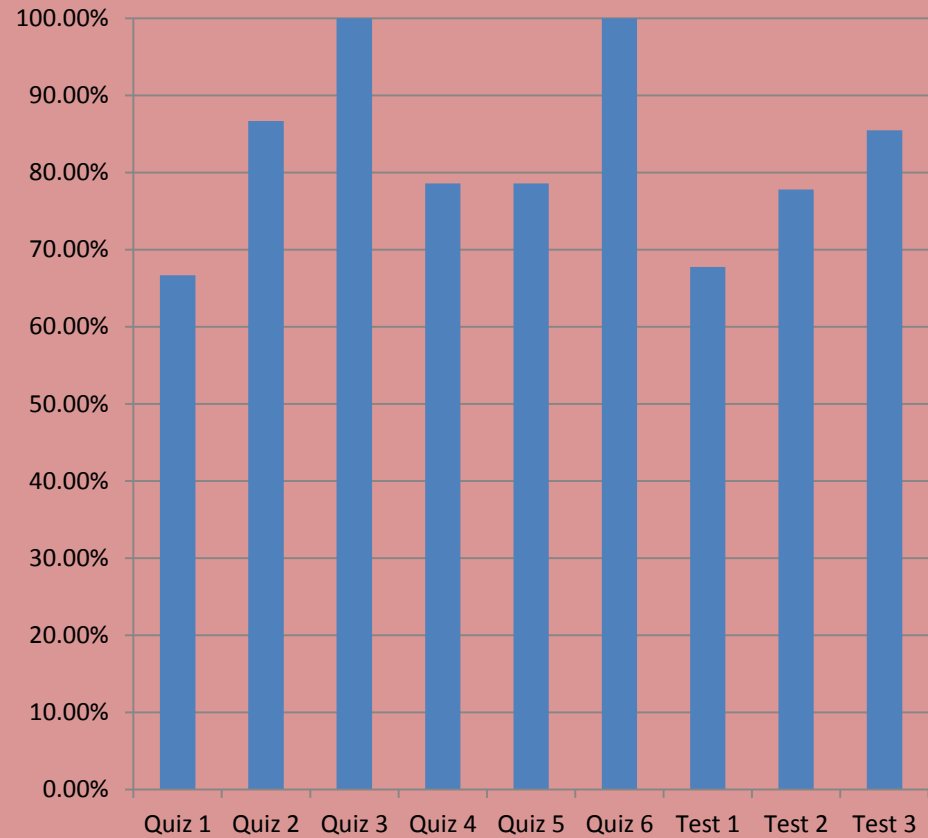
Low Level Students

Student #5



Quiz Average: D
Test Average: C
Writing Average: B

Student #6



Quiz Average: AB
Test Average: B
Writing Average: AB

Low Level Students

- Last year – APUSH
- Student #5 –
 - Annotated 3/6 chapters
 - Wrote too much information on post its (confused)
 - Writing free response questions did improve
DRAMATICALLY
- Student #6 –
 - Annotated all 6 chapters
 - Really bought in to process
 - Best example of hard work, determination, success

Name _____

Describe the Annotation Process you used for Chapter 1/2.

Briefly explain the overall effectiveness of "Annotating the Text" with Post-its.

I feel as long as I do it and get out what I want to get out of the process, it's effective. Annotating encourages me to read the chapter and then while I take notes I learn more. On my post-its I do all key terms, some quotes, some pictures/tables and just other information that I feel is important.

Name _____

Describe the Annotation Process you used for Chapter 1/2.

Briefly explain the overall effectiveness of "Annotating the Text" with Post-its.

I mainly used annotations for vocabulary or main subjects - not so much the smaller details. I like annotating because I actually do read the entire chapter and it's also nice for studying because when I go through my post-its, if I don't understand something, the paragraph is right there so I can understand / review it more in-depthly.

