

TITAN WEB Registration System (STUDENTS)

HELP - How do I...? Get Proof That I'm Enrolled (Enrollment Verification)

Open Internet Explorer browser.

Go to <http://www.uwosh.edu/>. On the right side of the webpage, you will see 'Titan Web Resources:'

Click on 'Titan Web (Registration System)'

Click here 

Titan Web Resources:

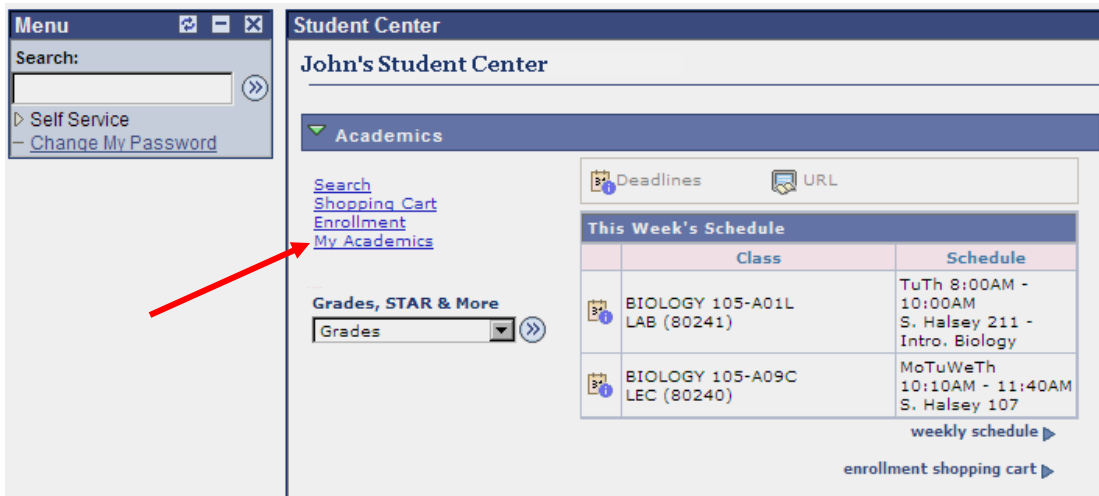
- TITAN WEB (REGISTRATION SYSTEM)
- TITAN MAIL
- TITAN FILES
- DESIRE2LEARN (D2L)

On the next page in the left frame, click Titan Web Logo  Sign in by entering your User ID ('W' plus your 7-digit student ID number) and your Password (*passwords are case sensitive*); click 'Sign In'.



Initial Login Only: When you log in for the first time and are using your default (assigned) password, the letters must be entered in UPPERCASE. After you have successfully logged in, you will be prompted to change your password.

Navigation

1. Click on 'My Academics'



The screenshot shows the 'Student Center' interface for 'John's Student Center'. On the left, there is a 'Menu' section with a search box and links for 'Self Service' and 'Change My Password'. Below that, there are links for 'Search', 'Shopping Cart', 'Enrollment', and 'My Academics'. A red arrow points to the 'My Academics' link. Below the menu, there is a 'Grades, STAR & More' section with a 'Grades' dropdown menu. On the right, there is a 'This Week's Schedule' table with two rows of class information.

This Week's Schedule		
	Class	Schedule
	BIOLOGY 105-A01L LAB (80241)	TuTh 8:00AM - 10:00AM S. Halsey 211 - Intro. Biology
	BIOLOGY 105-A09C LEC (80240)	MoTuWeTh 10:10AM - 11:40AM S. Halsey 107

2. Click on ‘Request Enrollment Verification’

Search Shopping Cart Enrollment My Academics

My Academics

Academic Requirements [STAR Report](#)

Advisors [View my advisors](#)

Transfer Credit [View my transfer credit report](#)

Course History [View my course history](#)

Transcript [View my unofficial transcript](#)
[Request official transcript](#)

Enrollment Verification [Request enrollment verification](#)

Graduation [Apply for graduation](#)

Grades [View my grades](#)

3. Click on ‘National Student Clearinghouse’ link

Search Shopping Cart Enrollment My Academics

Free Student Self-Service Certificate of Enrollment

The University of Wisconsin Oshkosh has authorized the National Student Clearinghouse to act on the Registrar's behalf in providing proof of enrollment for third parties.

Examples of third parties are: health insurers, loan guarantors, credit issuers, and housing providers.

Click on the National Student Clearinghouse link below to:

- * Print certificate of enrollment
- * View enrollment information that may have been provided to a student services provider
- * View specific information about your student loans

[National Student Clearinghouse](#)

In order to protect the privacy of your records, please remember to logoff Titan Web after logging off the National Student Clearinghouse site.

By printing this certificate of enrollment you do NOT need to stop by the Registrar's office to obtain verification.

Enrollment/Degree Verification Certificate

The National Student Clearinghouse (NSC) is now the authorized agent for providing enrollment and degree verifications for the University of Wisconsin Oshkosh. Students are able to view and print their official enrollment verification certificate through the Titan Web Registration System.

Future requests from student service providers (i.e., health insurance agencies, credit issuers, loan guarantors, etc.) should be directed to the NSC. The NSC can be contacted through their website (www.studentclearinghouse.org), by phone (703-742-4200) or by fax (703-742-4239).

Thank you for your cooperation!
 Lisa M Danielson, Registrar
 The University of Wisconsin Oshkosh